



# Havering

LONDON BOROUGH

# **Quarter 1 Performance Report 2020/21**

## **Individuals O&S Sub-Committee**

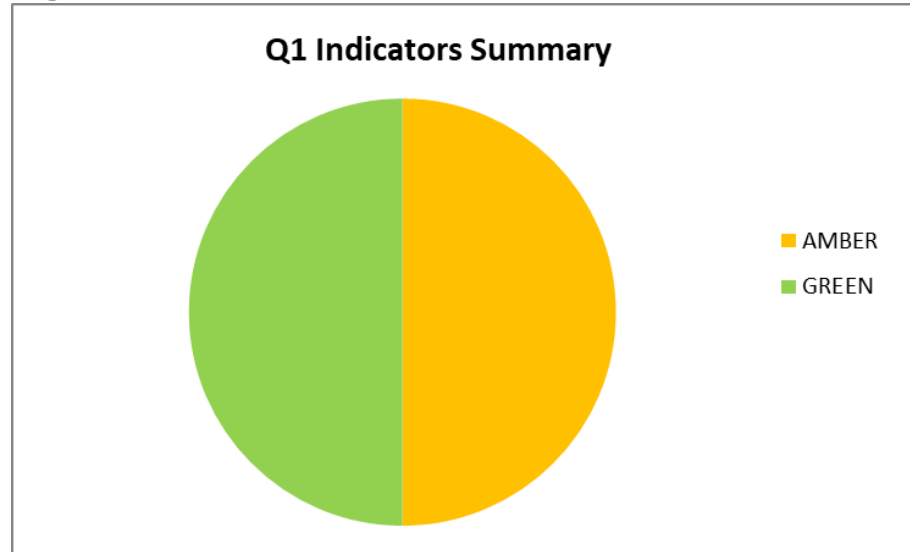
**15<sup>th</sup> September 2020**

# About the Individuals O&S Committee Performance Report

- Overview of the Council's performance against the indicators selected by the Individuals Overview and Scrutiny Sub-Committee
- The report identifies where the Council is performing well (**Green**), within target tolerance (**Amber**) and not so well (**Red**).
- Where the RAG rating is '**Red**', '**Corrective Action**' is included in the presentation. This highlights what action the Council will take to improve performance.

## OVERVIEW OF INDIVIDUALS INDICATORS

- 2 Performance Indicators are reported to the Individuals Overview & Scrutiny Sub-Committee.
- Q1 performance figures are available for both indicators.



Of the two indicators:

**1 (50%)** has a status of **Amber** (within target tolerance) and **1 (50%)** has a status of **Green** (on target).

## Quarter 1 Performance

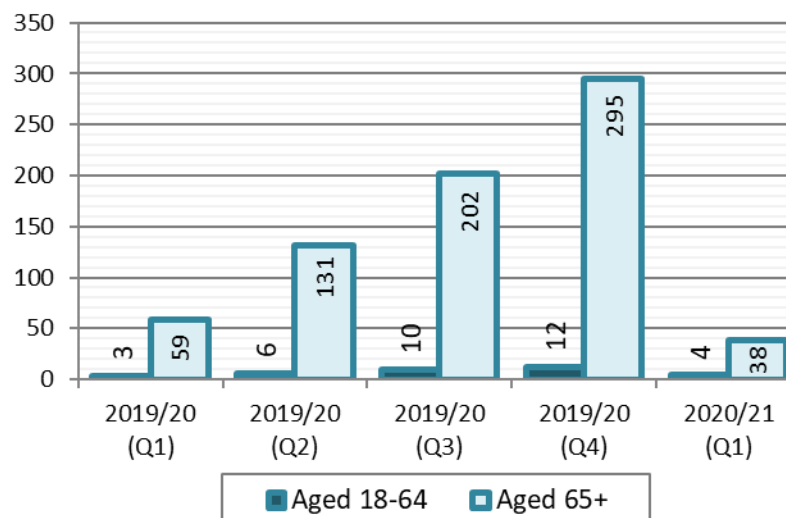
Indicator and Description	Value	Tolerance	2019/20 Outturn	2020/21 Annual Target	2020/21 Q1 Target	2020/21 Q1 Performance	Short Term DOT against Q4 2019/20		Long Term DOT against Q1 2019/20	
% of service users receiving direct payments	Bigger is better	10%	35.7%	36.0%	36.0%	AMBER 35.2%	↓	35.7%	↓	36.2%
Rate of permanent admissions to residential and nursing care homes per 100,000 population (aged 65+)	Smaller is better	10%	635.3	600	137.3	GREEN 81.8	↑	635.3	↑	127.1

## Positive Performance

- Consistent number of Service Users receiving Direct Payments – over a third of recipients of community based care are receiving their care via a Direct Payment
- Improvement in the number of Service Users 65+ permanently admitted into Long Term Care.

## ADULT SOCIAL CARE

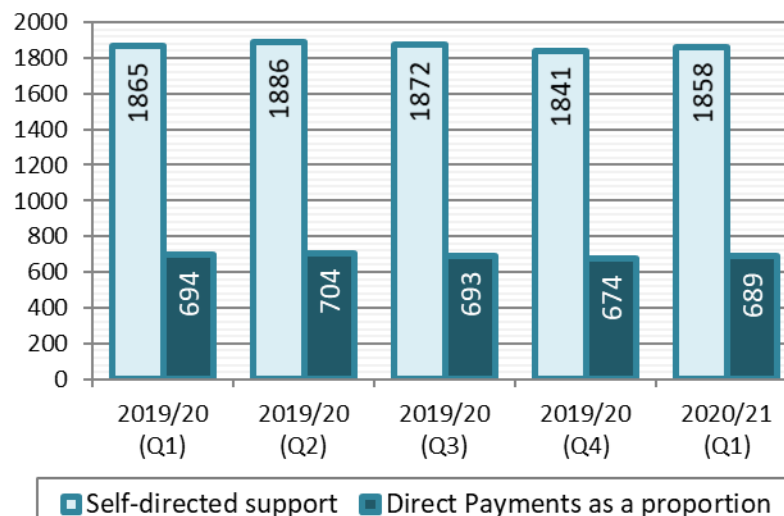
### DP 09: Permanent admissions to residential and nursing care homes



By the end of Q1, there had been 4 adults aged 18-64 in council-supported permanent admissions to residential and nursing care, this is 1 more than in 2018/19, when there was 3. There have been 38 adults aged over 65 in council-supported permanent admissions, whereas for the same period in 2018/19 there had been 59.

## ADULT SOCIAL CARE

### DP 10: Self Directed Support and Direct Payments as a Proportion



At the end of Q1, there were 1,858 service users receiving self directed support, compared to 1865 at the same stage last year. There was a slight decrease in the take-up of direct payments from June 2019 compared to June 2020 (694 in June 2019 compared to 689 in June 2020).



# Any questions?

